

# Bảng thông số sản phẩm

Thông số kỹ thuật



interface plug in relay, Harmony Electromechanical Relays, 10A, 1CO, with LED, lockable test but to n, 24V DC

RXG12BD

## Main

Range of product	Harmony Electromechanical Relays
Series name	Interface relay
product or component type	Plug-in relay
Device short name	RXG
Contacts type and composition	1 C/O
[I <sub>th</sub> ] conventional enclosed thermal current	10 A at -40...55 °C
local signalling	Flag

## Complementary

Status LED	With
[I <sub>e</sub> ] rated operational current	10 A at 30 V (DC) conforming to UL 10 A at 30 V (DC) conforming to IEC 10 A at 250 V (AC) conforming to IEC 10 A at 250 V (AC) conforming to UL
Electrical durability	100000 cycles for NO resistive load at 55 °C 100000 cycles for NC resistive load at 55 °C
Coil resistance	1100 Ohm +/- 10 %
Shock resistance	20 gn in operation 100 gn not in operation
Mounting position	Any position
[U <sub>c</sub> ] control circuit voltage	24 V DC
Colour of cover	Standard
Drop-out voltage threshold	>= 0.1 U <sub>c</sub> DC
Load current	10 A at 250 V AC
Minimum switching capacity	500 mW at 100 mA, 5 V DC
Maximum switching capacity	2500 VA
Control type	Lockable test button
Torque value	0.8 N.m
Contact resistance	100 mOhm
Insulation resistance	1000 MOhm at 500 V DC
Electrical insulation class	Class F
Mechanical durability	10000000 cycles
Safety reliability data	B10d = 100000

Operating time	20 ms
Reset time	20 ms
Overvoltage category	III
Maximum switching voltage	250 V AC 30 V DC
Protection category	RT I
Operating rate	<= 1800 cycles/hour under load <= 18000 cycles/hour no-load
Pollution degree	2
Utilisation coefficient	20 %
[UI] rated insulation voltage	250 V conforming to IEC 300 V conforming to CSA 300 V conforming to UL
Dielectric strength	1000 V AC between contacts with micro disconnection 5000 V AC between coil and contact with reinforced insulation
Test levels	Level A group mounting
device presentation	Complete product
Contacts material	Silver alloy (AgSnO2In2O3)
net weight	0.02 kg

## Environment

Standards	IEC 61810-1 CSA C22.2 No 14 UL 508
Product certifications	CSA CE EAC UL DNV-GL
Ambient air temperature for storage	-40...85 °C
Ambient air temperature for operation	-40...70 °C
IP degree of protection	IP40
Relative humidity	10...85 %
Vibration resistance	3 gn, amplitude = +/- 0.75 mm (f = 10...150 Hz)in operation 5 gn, amplitude = +/- 0.75 mm (f = 10...150 Hz)not in operation

## Packing Units

Unit Type of Package 1	PCE
Number of Units in Package 1	1
Package 1 Height	2.89 cm
Package 1 Width	1.27 cm
Package 1 Length	3.452 cm
Package 1 Weight	20.87 g
Unit Type of Package 2	BB1
Number of Units in Package 2	10
Package 2 Height	3.45 cm
Package 2 Width	9.15 cm

<b>Package 2 Length</b>	8.2 cm
<b>Package 2 Weight</b>	408.7 g
<b>Unit Type of Package 3</b>	S01
<b>Number of Units in Package 3</b>	200
<b>Package 3 Height</b>	15 cm
<b>Package 3 Width</b>	15 cm
<b>Package 3 Length</b>	40 cm
<b>Package 3 Weight</b>	4.426 kg

## Bền vững

Nhãn **Green Premium™** là cam kết của Schneider Electric trong việc cung cấp sản phẩm với hiệu suất môi trường tốt nhất. Green Premium cam kết tuân thủ các quy định mới nhất, minh bạch về tác động môi trường, cũng như các sản phẩm tuần hoàn và CO<sub>2</sub> thấp.

**Hướng dẫn đánh giá tính bền vững của sản phẩm** là tài liệu kỹ thuật phổ thông giúp làm rõ các tiêu chuẩn nhân sinh thái toàn cầu và cách diễn giải việc khai báo môi trường.

[Tìm hiểu thêm về Green Premium >](#)

[Hướng dẫn đánh giá về sự bền vững của sản phẩm >](#)



Minh bạch **RoHS/REACH**

## Hiệu suất sức khỏe

Reach Free Of Svhc

Toxic Heavy Metal Free

Mercury Free

Rohs Exemption Information Yes

## Chứng nhận & Tiêu chuẩn

**Reach Regulation**

[REACH Declaration](#)

**Eu Rohs Directive**

Pro-active compliance (Product out of EU RoHS legal scope)

[EU RoHS Declaration](#)

**China Rohs Regulation**

[China RoHS declaration](#)

**Environmental Disclosure**

[Product Environmental Profile](#)

**Circularity Profile**

No need of specific recycling operations

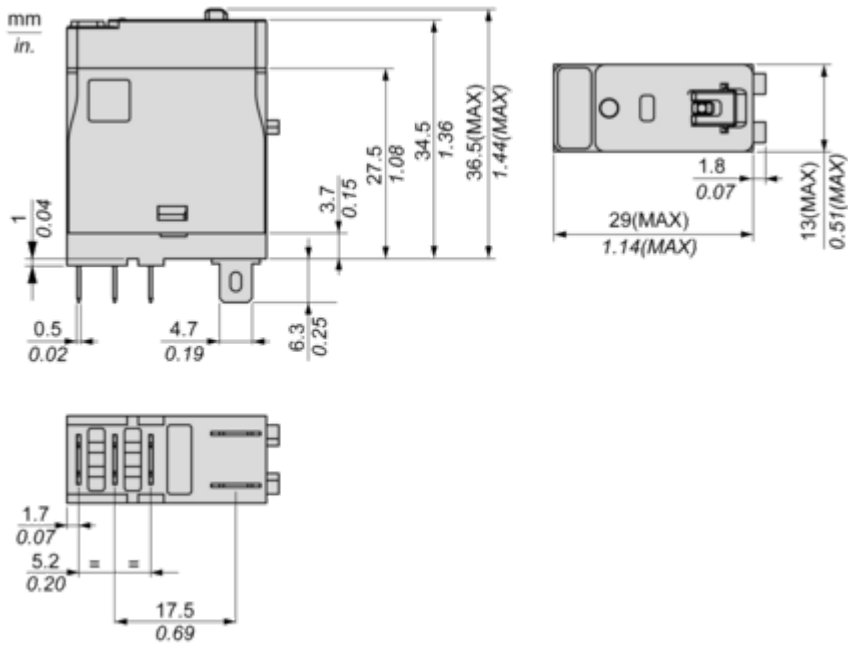
# Bảng thông số sản phẩm

# RXG12BD

## Dimensions Drawings

### Dimensions

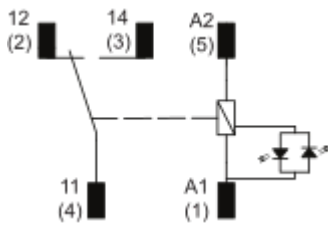
---



## Connections and Schema

### Wiring Diagram

---

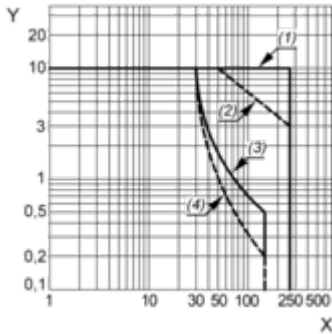


## Performance Curves

### Performance Curves

---

#### Maximum Switching Capacity



X : Switching voltage (V)

Y : Switching current (A)

(1) AC Resistive Load

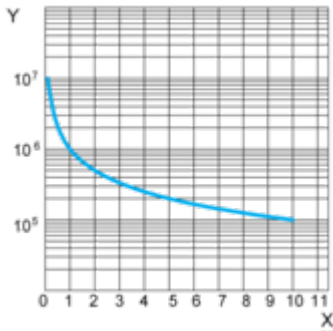
(2) AC Inductive Load  $\cos(\phi)=0.4$

(3) DC Resistive Load

(4) DC Inductive Load (L/R=7ms)

#### Life Expectancy

Resistive Load

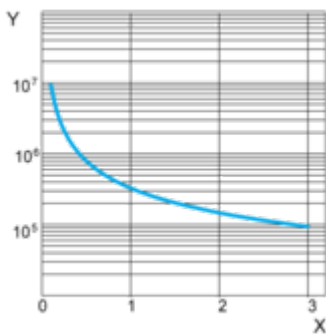


X : Contact Current (A)

Y : Operating Cycle Number

#### Life Expectancy

Inductive Load



X : Contact Current (A)

Y : Operating Cycle Number

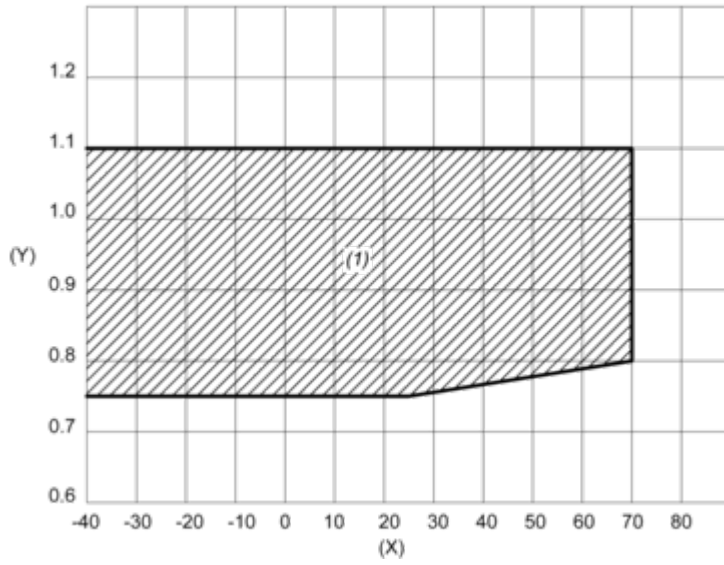
**NOTE:** These are typical curves, actual durability depends on load, environment, duty cycle, etc.



**Coil Operating Range**

---

**DC Coil Operating Range VS Ambient Temperature**



X : Ambient temperature (°C)

Y : Coil voltage (U/Uc)

(1) Permitted operating range area